

Participation Guidelines for Attendees

1. In-person attendees

The conference will take place at **2nd floor of Grand Millennium Kuala Lumpur Hotel, Kuala Lumpur, Malaysia.**

The address of the conference venue is **160, Jln Bukit Bintang, Bukit Bintang, 55100 Kuala Lumpur, Wilayah Persekutuan Kuala Lumpur, Malaysia.**

There are two conference rooms:

1. Millennium V + VI: for opening remarks, keynote speeches, sessions R1, R3, S1, R5, S3
2. Millennium III: for sessions R2, R4, S2, R6, S4

For each day, when you reach the conference venue, please **visit the registration desk first** to get your name tag and some food. After that, you can go to the conference rooms.

2. Online attendees

To maximize the conference experience, we suggest turning on your camera in meetings and only unmute your mic when talking. Please following the following steps:

- Open your Whova Mobile App on your mobile or enter the following URL https://whova.com/portal/webapp/imcom_202401/ in your browser address bar. If you are registered, after logging in, the IMCOM 2024 conference will automatically appear in your home page. **Only registered participants (both in-person and online) are added to the conference on Whova.**
- All the sessions and presentations in each session can be found in the Agenda menu, as shown in Figure 1.

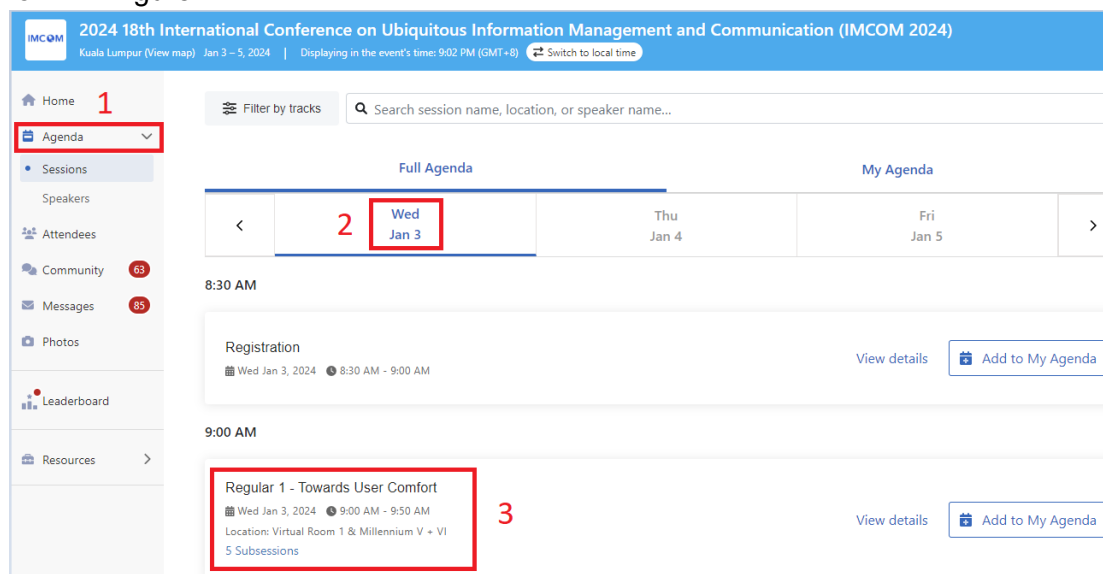


Figure 1. Select conference day and click on the session you want to join

- On the conference days, please access the live stream by **click on the session you wish to join** (Guidelines: https://whova.com/pages/whova-app-user-guide/#join_stream). If a black screen appears like Figure 2, just click *Proceed anyway*.

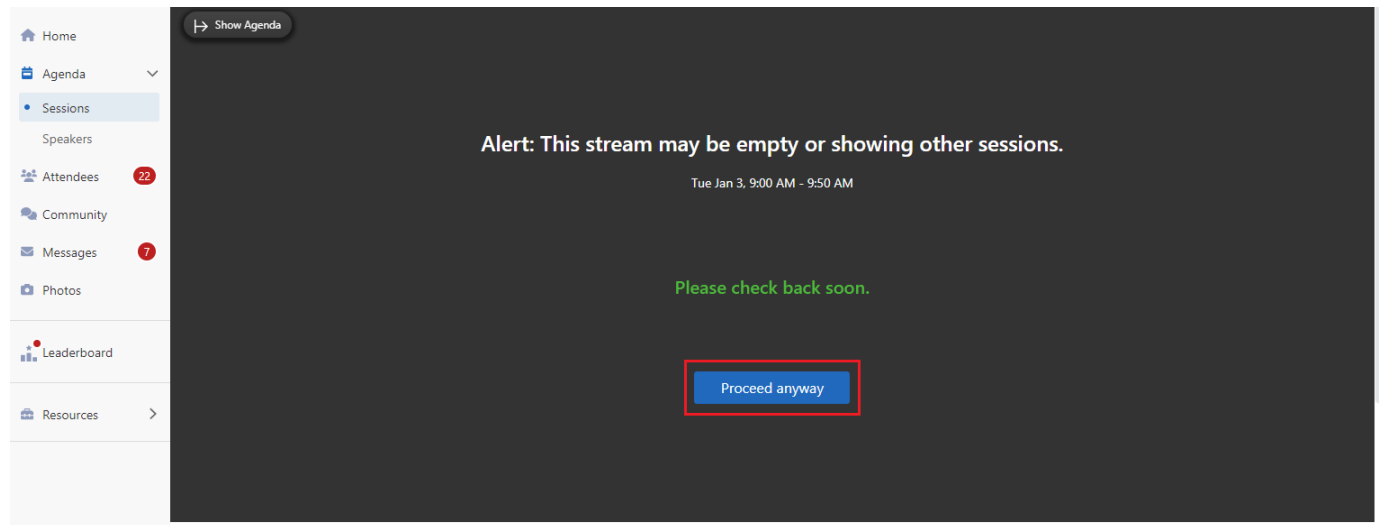


Figure 2. Livestream window appears after you select on session. Click Proceed anyway.

- After that, you can join the livestream using either Zoom app or the integrated Zoom in Whova (Figure 3). **We recommend you use Zoom app.**

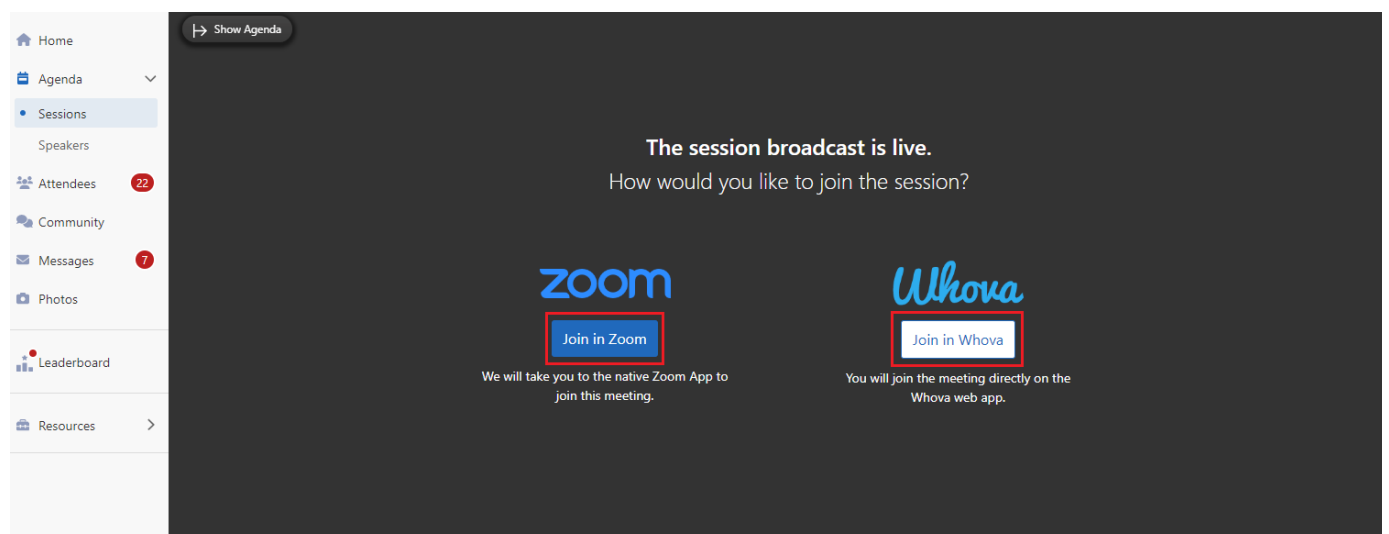


Figure 3 Select the platform for the livestream

A very detailed instruction on how to sign in, participate in a session, and network with other attendees can be found here: [Whova App User Guide - Whova](#). Please check out the tutorial and get familiar with the conferencing platform.

3. Attending Regular/Short Oral Sessions:

2.1 Before the session

- a. Join the **Zoom meeting through Whova** for your designated session. Be sure to enter the right session. The host will display a slide in Zoom showing the coming session's agenda (Figure 4).



IMCOM 2024

18th International Conference on Ubiquitous Information Management and Communication
January 3–5, 2024, Kuala Lumpur, Malaysia



Room Millennium V & Virtual Room 1

Next session: **Regular 1**
Time: 9:00 GMT+8

Towards User Comfort

(Session chair:)

R1-1	<i>Integrating Repeat Listening Patterns for Enhanced Music Recommendation</i> <small>Ryunosuke Shigetomi, Hiroko Nishida, Ken-Ichi Sawai and Taketoshi Ushima</small>
R1-2	<i>Invisible Cloak to AI Recognition from All Horizontal Directions by Adversarial Patch</i> <small>Takumi Imaeda and Ryuya Uda</small>
R1-3	<i>An Application for Mitigating Carelessness with Concept of Homophones and Look-alike Words</i> <small>Mikihiro Ishii, Yuga Yoshizaki and Kazunari Ito</small>
R1-4	<i>The Cart Whisperers: Analyzing How Live Stream Hosts Influence Shopping Carts</i> <small>Atikah Rahmi, Christian Haposan Pangaribuan and Calista Luhur</small>
R1-5	<i>E-Sports Recommendation based on Degrees of Popularity and Satisfaction using SNS Data</i> <small>Yuanyuan Wang</small>

Figure 4. Session information.

- b. Get known by the session chair. **[For Presenter]** The chair will check your presence when the following slide shown up (Figure 5) a few minutes before the session.

Regular 1: Towards User Comfort






<div style="display: flex; align-items: center; margin-bottom: 10px;"><div style="margin-left: 10px;"><p>Ryunosuke Shigetomi <i>Kyushu University, Japan</i></p><p>Integrating Repeat Listening Patterns for Enhanced Music Recommendation</p></div></div> <div style="display: flex; align-items: center; margin-bottom: 10px;"><div style="margin-left: 10px;"><p>Takumi Imaeda <i>Tokyo University of Technology Graduate School, Japan</i></p><p>Invisible Cloak to AI Recognition from All Horizontal Directions by Adversarial Patch</p></div></div> <div style="display: flex; align-items: center;"><div style="margin-left: 10px;"><p>Mikihiro Ishii <i>Aoyama Gakuin University, Japan</i></p><p>An Application for Mitigating Carelessness with Concept of Homophones and Look-alike Words</p></div></div>	<div style="display: flex; align-items: center; margin-bottom: 10px;"><div style="margin-left: 10px;"><p>Christian H. Pangaribuan <i>Sampoerna University, Indonesia</i></p><p>The Cart Whisperers: Analyzing How Live Stream Hosts Influence Shopping Carts</p></div></div> <div style="display: flex; align-items: center;"><div style="margin-left: 10px;"><p>Yuanyuan Wang <i>Yamaguchi University, Japan</i></p><p>E-Sports Recommendation based on Degrees of Popularity and Satisfaction using SNS Data</p></div></div>
--	--

Figure 5. List of presenters and their presentation titles.

Note: Be sure that you are unmuted before talking. If you cannot unmute yourself, then click on “Raise Hand” to get the chair/host’s attention.

2.2 When the session starts:

- a. The chair will announce the participation guidelines to all attendees (Guidelines as in Figure 6 will be displayed).

Participation Guide

- All attendees will be muted by default
- Presentation videos will be played one by one
- After each video playback, there is a live Q&A
- Use “Raise hand” option in Zoom to ask questions
- For each presentation, about two questions will be suitable to ask the presenter

Figure 6. Participation guidelines.

- b. The session chair will introduce the paper (Figure 7), and the staff will play the pre-recorded video.

Regular 1: Towards User Comfort



Ryunosuke Shigetomi
Kyushu University, Japan

Integrating Repeat Listening Patterns for
Enhanced Music Recommendation

VIDEO




Christian H. Pangaribuan
Sampoerna University, Vietnam


The Cart Whisperers: Analyzing How Live
Stream Hosts Influence Shopping Carts



Takumi Imaeda
Tokyo University of Technology
Graduate School, Japan
Invisible Cloak to AI Recognition from All
Horizontal Directions by Adversarial Patch



Yuanyuan Wang
Yamaguchi University, Japan
E-Sports Recommendation based on Degrees
of Popularity and Satisfaction using SNS Data



Mikihiro Ishii
Aoyama Gakuin University, Japan
An Application for Mitigating Carelessness with
Concept of Homophones and Look-alike Words

Figure 7. Introducing the presentation playback.

Please stay muted until the Q&A period for your paper. This is to prevent unwanted sound during the meeting.

- c. Q&A: **[For Presenter]** Make sure that you are unmuted before answering questions. **[For Non-Presenter]** Raise hand to ask question. The host/chair will request you to unmute your Zoom client (Guidelines: [Raise Hand](#) in Zoom).

2.3 When the session ends

You can stay in the meeting to join the next oral session.

Note: If the next session is Online Presentation (Poster Style) Session, you must exit the Zoom meeting to join a separate chatroom created for each presentation.

4. Attending Online Presentation (Poster Style) Sessions

Online Presentation (Poster Style) Sessions can be accessed through Whova, they are organized separately for each paper. **[For Presenter]** All presenters are required to stay in their paper presentation's sub-session for possible Q&A. **[For Non- Presenter]** The other attendees can visit the sub-session and ask questions:

Both presenters and attendees can navigate to the presentation of each paper by clicking on **Agenda → Sessions → Jan 5 → View details** (Figure 8 and 9). The Q&A box will appear as in Figure 10. The attendees can ask question in the Q&A chat box, and the presenter can answer them in the same place.

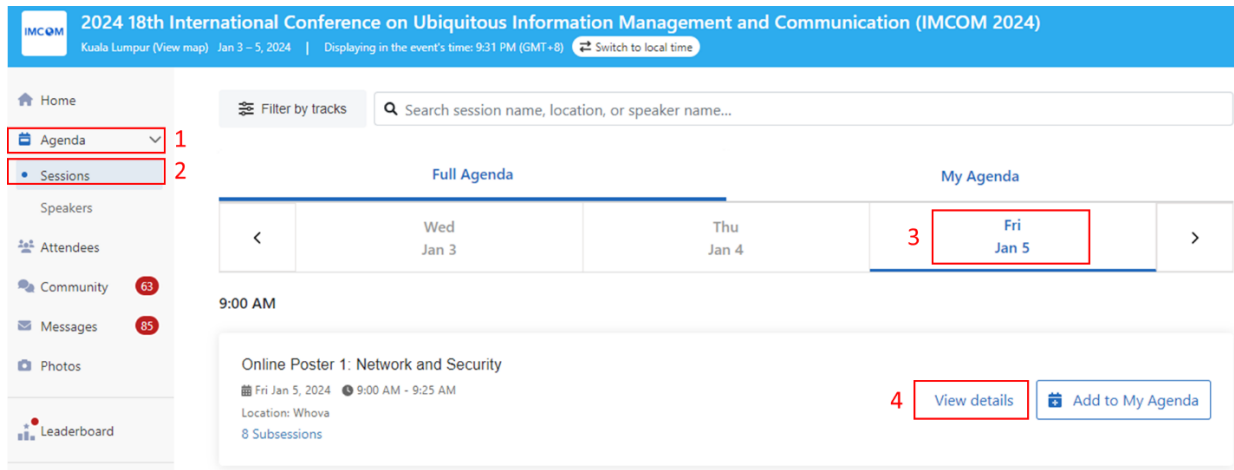


Figure 8 Click View details

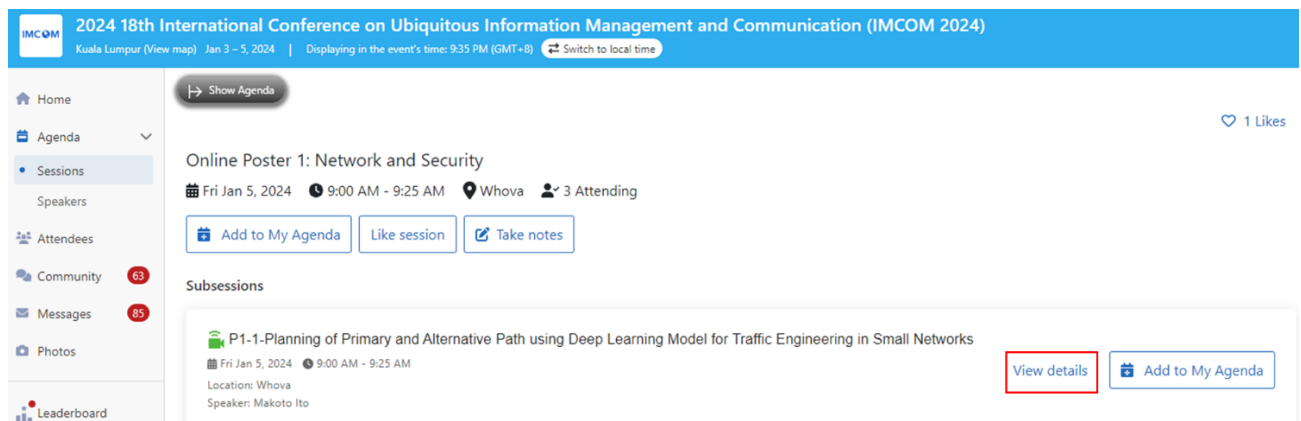


Figure 9 Select the presentation by clicking View details

IMCOM

2024 18th International Conference on Ubiquitous Information Management and Communication (IMCOM 2024)

Kuala Lumpur (View map) Jan 3 – 5, 2024 | Displaying in the event's time: 9:39 PM (GMT+8) [Switch to local time](#)

Home

Agenda

Sessions

Speakers

Attendees

Community 63

Messages 85

Photos

Leaderboard

Resources

My Stuff

Feedback to Whova

Organizer Tips

Show Agenda

Planning of Primary and Alternative P...

Watch later

Share

IEEE

IMCOM 2024

International Conference on Ubiquitous Information Management and Communication

January 3-5, 2024 - Kuala Lumpur, Malaysia

SMC

Planning of Primary and Alternative Path using Deep Learning Model for Traffic Engineering in Small Networks

Presenter: Makoto Ito

ISBN: 979-8-3503-3101-1

MORE VIDEOS

0:01 / 4:58

cc

Settings

YouTube

Full Screen

Q&A

Polls

Chat

Commun

Questions

Filter by

Sort

0 Likes

P1-1-Planning of Primary and Alternative Path using Deep Learning Model for Traffic Engineering in Small Networks

Fri Jan 5, 2024 9:00 AM - 9:25 AM Whova 3 Attending 0 Questions

View as Attendee

Ask a question

Figure 10. Recorded presentation and Q&A box.