

Registration guidelines for IMCOM 2023


1. Go to <http://imcom.org> and select *Registration Guidelines*

2. After reading the guidelines carefully, scroll down and click *Register now*

Registration Fee Information

Registration type	Fee (USD)	
	In-person	Online
Regular registration (first paper)	350	50
Regular registration (from second paper)	175	25
Additional author registration	200	0
Non-author registration	350	50
On-site registration (cash only)	400	x
Welcome reception ticket (for accompanying person)	100	x
Banquet ticket (for accompanying person)	100	x

Note: Above registration fees are after 50% discount provided by the sponsor (Sungkyunkwan University)




Registration Method

Click on the **Register Now** button on the right to access the EasyChair registration system. You can pay the registration fee through following two methods:

Register now

3. After logging in your account, click *start registration*



The screenshot shows a web browser at the URL <https://easychair.org/my/conference?conf=imcom2023>. The page features the EasyChair logo and a navigation menu with items: Conferences, CFP, VCS, Preprints, Slides, Alerts, and EasyChair. The main heading is "IMCOM 2023 (17th International Conference on Ubiquitous Information and Communications Computing)". Below the heading, it states "You are logged in to IMCOM 2023 (17th International Conference on Ubiquitous Information and Communications Computing)" and "Use the links below to access IMCOM 2023."

Reviewer

- [subreviewer](#)

Author

- [author](#)

Registration

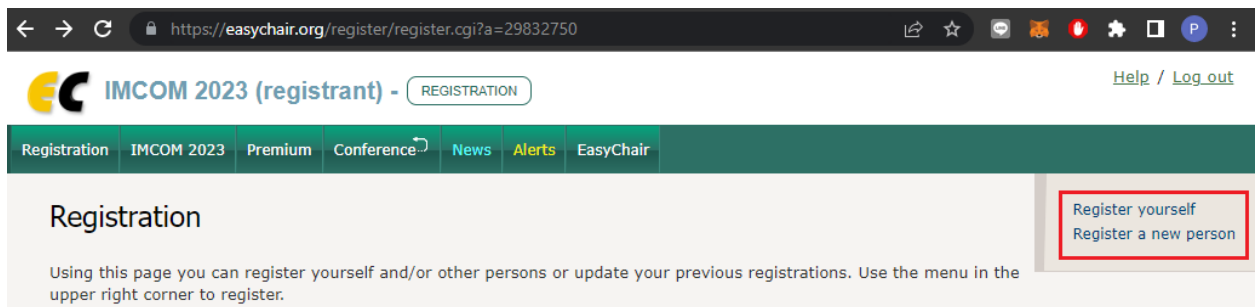
Registration is currently open.

- [start registration](#)

CFP

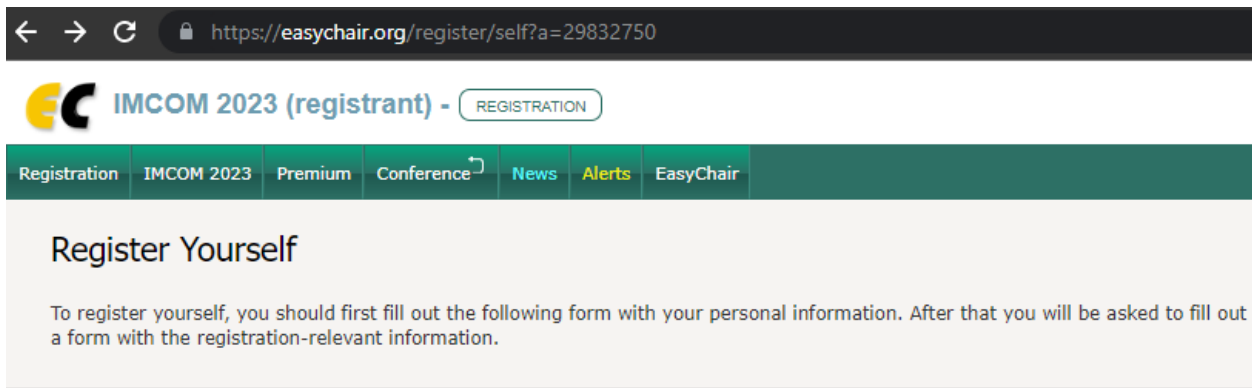
This conference has a call for papers on the EasyChair Smart CFP:

4. On the top right corner, click *Register your self* or *Register a new person*



The screenshot shows the registration page at <https://easychair.org/register/register.cgi?a=29832750>. The page title is "IMCOM 2023 (registrant) - REGISTRATION" and it includes a "Help / Log out" link. The navigation menu includes: Registration, IMCOM 2023, Premium, Conference, News, Alerts, and EasyChair. The main heading is "Registration" and the text below it says "Using this page you can register yourself and/or other persons or update your previous registrations. Use the menu in the upper right corner to register." In the top right corner, there is a menu with two options: "Register yourself" and "Register a new person", both of which are highlighted with a red box.

5. Enter your personal information and click *Save personal data*



The screenshot shows the top portion of a web browser. The address bar contains the URL <https://easychair.org/register/self?a=29832750>. The page header features the EasyChair logo and the text "IMCOM 2023 (registrant) - REGISTRATION". A navigation menu includes links for "Registration", "IMCOM 2023", "Premium", "Conference", "News", "Alerts", and "EasyChair". The main heading is "Register Yourself", followed by a paragraph: "To register yourself, you should first fill out the following form with your personal information. After that you will be asked to fill out a form with the registration-relevant information."

First name [†] : *	<input type="text" value="Van-Nguyen"/>
Last name: *	<input type="text" value="Pham"/>
Badge name: *	<input type="text" value="Van-Nguyen Pham"/>
Email: *	<input type="text" value="nguyenpv195@g.skku.edu"/>
Organization: *	<input type="text" value="Sungkyunkwan University"/>
Phone:	<input type="text"/>
Country/region: *	<input type="text" value="South Korea"/>

6. Fill in the registration form based on the instructions and click Save data

Registration for IMCOM 2023: Step 2

Your personal data have been saved. To complete the registration you should also fill out the form below.

This part of the registration form contains all information not included in the personal information part. If you have any questions about this part, please contact the organizers of IMCOM 2023.

Registration type. * Select the registration type.

- In-person - Regular registration
- In-person - Additional author registration
- In-person - Non-author registration
- Online - Regular registration
- Online - Additional author registration
- Online - Non-author registration

Number of papers. * Select 0 for non-author registration. Select 1 for additional author registration.

1 ▼

Paper ID(s). * Multiple papers are separated by comma (no space). Example: If you have two ACCEPTED papers with IDs 1 and 2, please input: 1,2. If you are an additional author, only write ID of one paper. If you are a non-author, please write None.

Additional welcome reception ticket(s). * One welcome reception ticket is included in the registration. This ticket is for any accompanying person like a colleague or family member.

0 ▼

Additional banquet ticket(s). * One banquet ticket is included in the registration. This ticket is for any accompanying person like a colleague or family member.

0 ▼

Note: After the registration, if you want to pay the registration fee by wire transfer, please visit Registration Guidelines page on IMCOM 2023 website (<http://imcom.org>).

Save data

- Next, you can check your information and the amount of money to pay.
Click *Pay Registration* to go to payment page.

Registration | IMCOM 2023 | Premium | Conference | News | Alerts | EasyChair

Registration Data

The registration data is shown below.
To **change** any information, click "Update registration".

- Update registration
- View invoice
- Pay

The attendee has been added!

Pay Registration

Click here to pay

Personal Data

First name:	Van-Nguyen
Last name:	Pham
Badge name:	Van-Nguyen Pham
Email:	nguyenpv195@g.skku.edu
Affiliation:	Sungkyunkwan University
Phone:	
Country	South Korea

Other Data

Registration type:	In-person - Regular registration
Number of papers:	1
Paper ID(s):	0
Additional welcome reception ticket(s):	0
Additional banquet ticket(s):	0
Registration code:	1171756349

Itemized Bill

Item	Quantity	Price
PaperRegistration		\$350.00
Total		\$350.00
Paid		\$0.00

The amount to be paid

8. Make the payment

There are two options:

- Pay by credit card
- Pay by wire transfer

8.1. Pay by credit card

- Click *1. Pay online now*



Registration Payment

Registration fees in EasyChair are normally **paid online**.

If you cannot pay online, then you can ask for **permission to pay by wire transfer**. This permission can only be granted by IMCOM 2023 registration managers.

Choose the appropriate action:

1. [Pay online now](#)

2. [Download a payment link](#). This link can be used for online payments when someone else (for example, your organization) is going to pay for you.

3. [Apply for permission to pay by wire transfer](#)

- Click Pay Online



[Help](#) / [Log out](#)

IMCOM 2023 Payment



Press the button below to make this payment for USD 350.00.

[Pay Online](#)

- Make the payment

← EasyChair Ltd

registration payment for IMCOM 2023 through
EasyChair

\$350.00



Pay with card

Email

Card information

1234 1234 1234 1234



MM / YY

CVC

Name on card

Billing address

South Korea



Do Si



City

District

Address line 1

Address line 2

Postal code

Save my info for secure 1-click checkout

Pay faster on EasyChair Ltd and thousands of sites.

Pay

8.2. Pay by wire transfer

- Click 3. *Apply for permission to pay by wire transfer*

Registration IMCOM 2023 Premium Conference News Alerts EasyChair

Registration Payment

Registration fees in EasyChair are normally **paid online**.

If you cannot pay online, then you can ask for **permission to pay by wire transfer**. This permission can only be granted by IMCOM 2023 registration managers.

Choose the appropriate action:

1. [Pay online now](#)
2. [Download a payment link](#). This link can be used for online payments when someone else (for example, your organization) is going to pay for you.
3. [Apply for permission to pay by wire transfer](#)

- Enter Justification and click Apply

Registration IMCOM 2023 Premium Conference News Alerts EasyChair

Application for Permission to Pay Offline

Using this page you can apply for permission to pay by wire transfer instead of paying online. Your application will be sent to the relevant registration managers and they will decide whether it should be approved or rejected.

Use the following form to apply.

Please provide a justification of why you cannot pay online.

Justification: *

I don't have a credit card.

Apply

- Make the wire transfer to our account and send the receipt to imcom.skku@gmail.com

- Account No.: 1005-400-954985
- Bank Name: Woori Bank
- Beneficiary: KSII (Korean Society for Internet Information)
- Woori Bank SWIFT Code: HVBKCRSEXXX
- BENEFICIARY'S INFORMATION
ADDRESS: Rm. 505, The Korea Science and Technology, the first bldg. 22, Teheran-ro 7-gil, Gangnam-gu, Seoul, 06130, Republic of Korea
- BENEFICIARY'S BANK INFORMATION
 - BRANCH NAME: Woori Bank Seoul
 - BRANCH ADDRESS: 26, Seochojungang-ro, Seocho-gu, Seoul

Important notice:

- Your wire transfer sender's name should be the registered author's name.
- All bank remittance charges are to be paid by registrants.
- Please send your payment receipt to imcom.skku@gmail.com